

Pre-Requisites

Users must have the Trackman app downloaded. You can scan the QR code for iPhone or Android below.



iPhone (iOS)



Android

Sign Up Steps

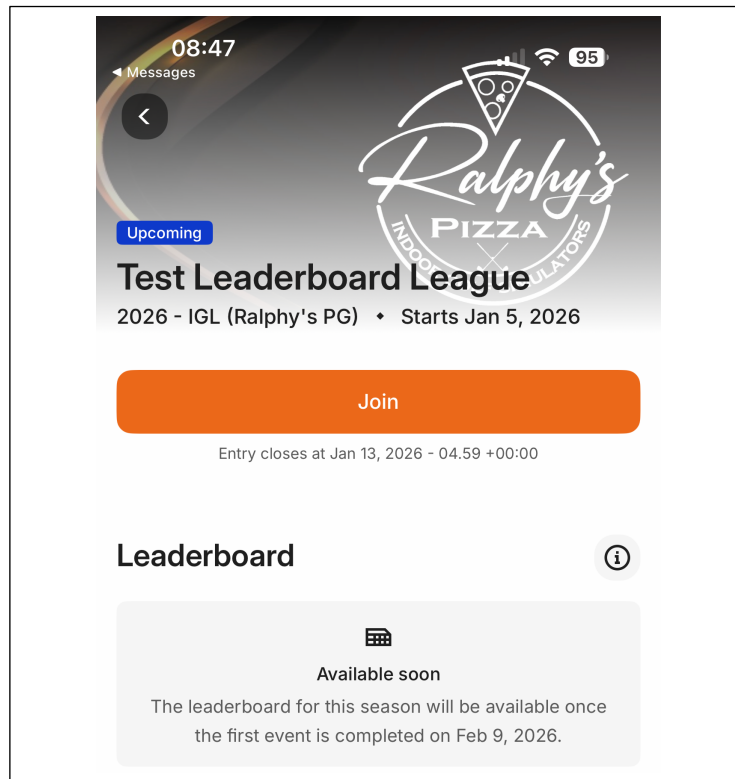
- 1) Scan the QR Code or click the link that was sent to you via Text or Email. (Note: You must complete all of these steps on a mobile device that has the Trackman app installed.



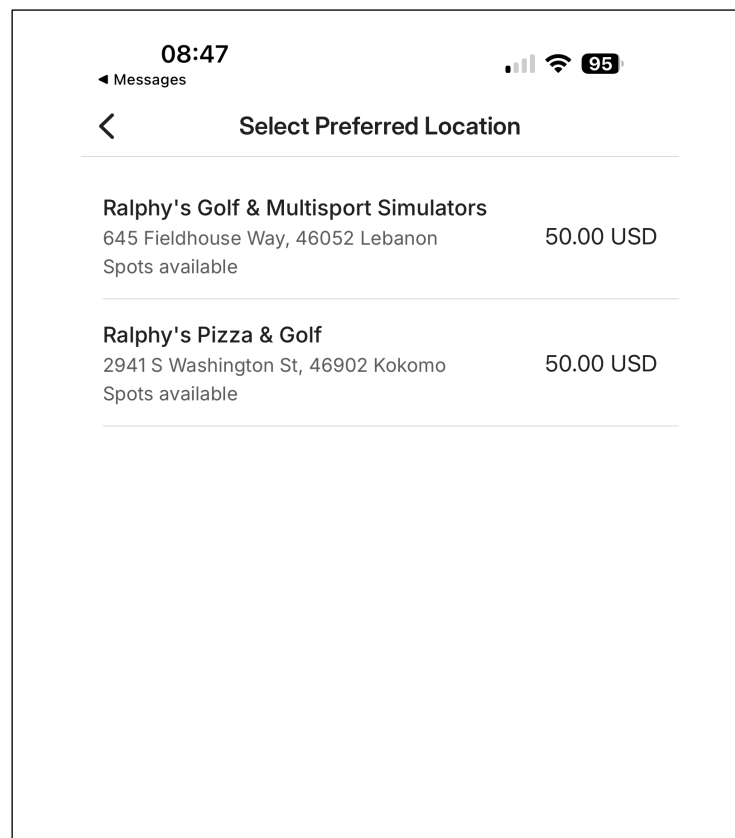
Sign Up Link

- a. If you click the link or scan the code and the league sign up for does not appear when the Trackman Golf app loads, rescan the QR code or click on the clink again.

2) Click the orange “Join” button to begin the sign up process.



3) Select the Location that you plan on playing most of your rounds at. (Note: you will be able to play at either location, this just sets your “Home” location.)



- 4) Enter a Team Name, select a Team Color, and select a Team Logo. Once complete, click the “Create Team” button. (Note: The “Create Team” button will be turn orange once all the fields are completed.)

08:47

◀ Messages

📶 95

<

Create team


Add team name

This name will appear on the league leaderboard.


Team name


Add team logo


Choose a team color and icon to represent your team on the leaderboard.





Choose background color





































Choose icon








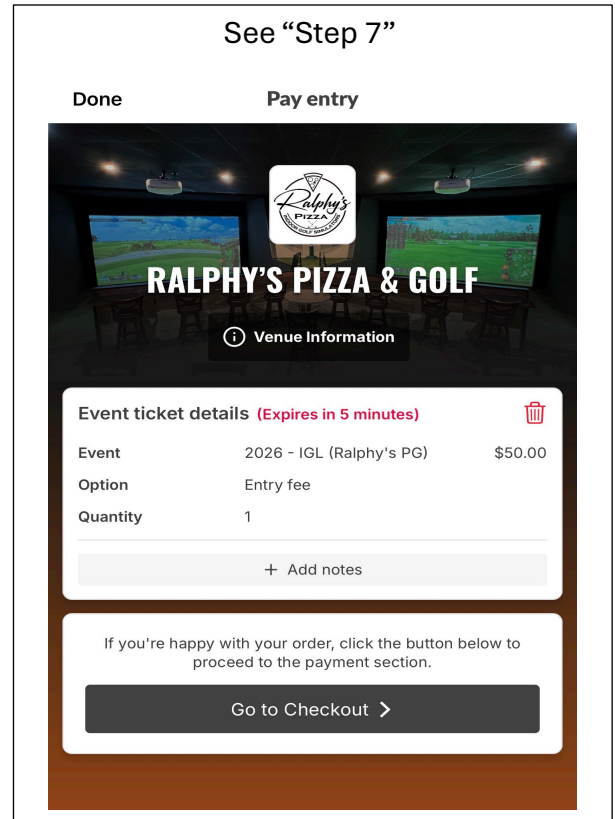
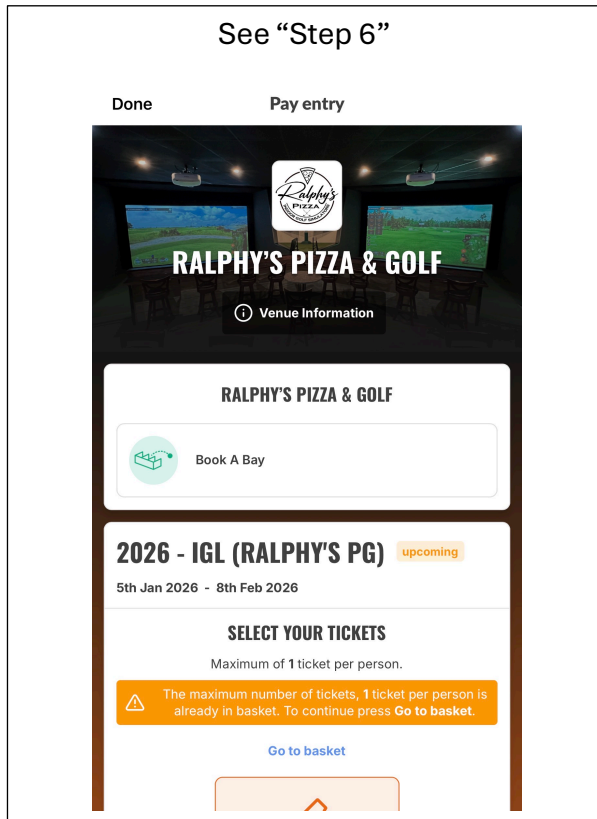






Create team

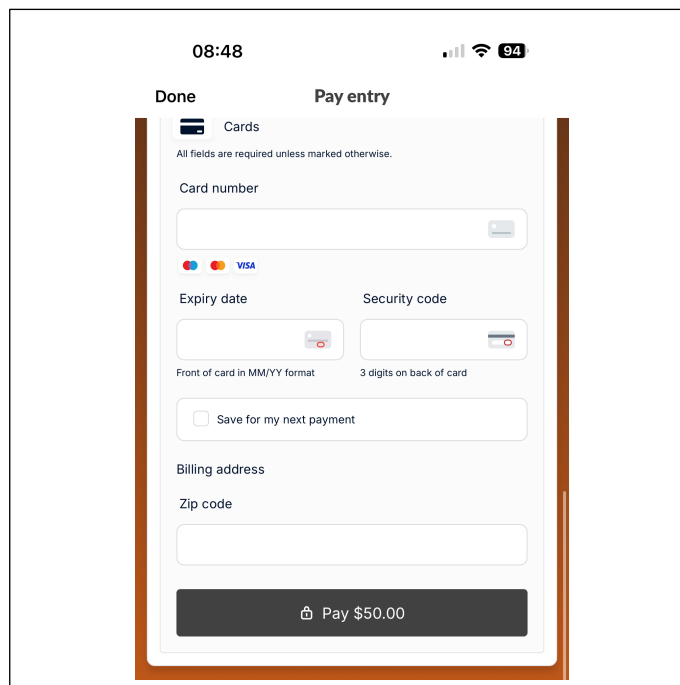
5) You will see one of two screens.



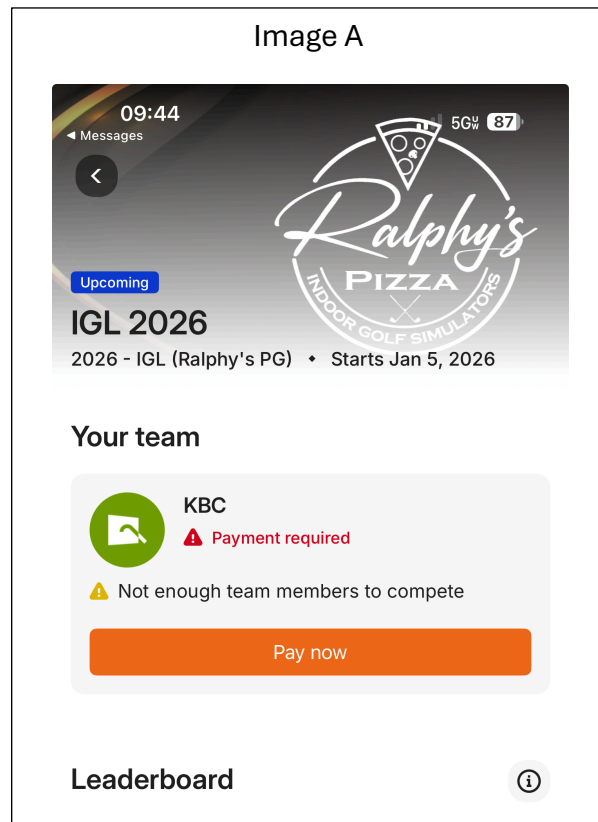
6) Click on the button that says "Go to Basket". That should take you to the check-out screen.

7) Click "Go to Checkout".

8) Scroll down until you see the section to enter payment info. (Note: The person that signs up their team will pay the entire \$50 entry fee. Anyone that they invite to their team will not have to make a payment.)




- 9) If Image “A” appears on your screen after you pay, please see step 10. If not, your team has been successfully registered into the league.



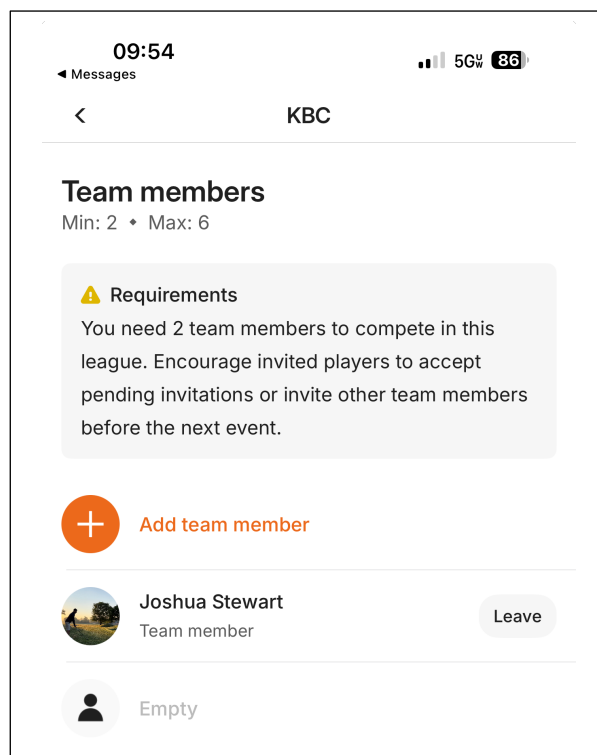
- 10) Click the back arrow in the top left corner. That will take you to “My Leagues” where you can then click on the “IGL 2026” league.

Inviting Team Members

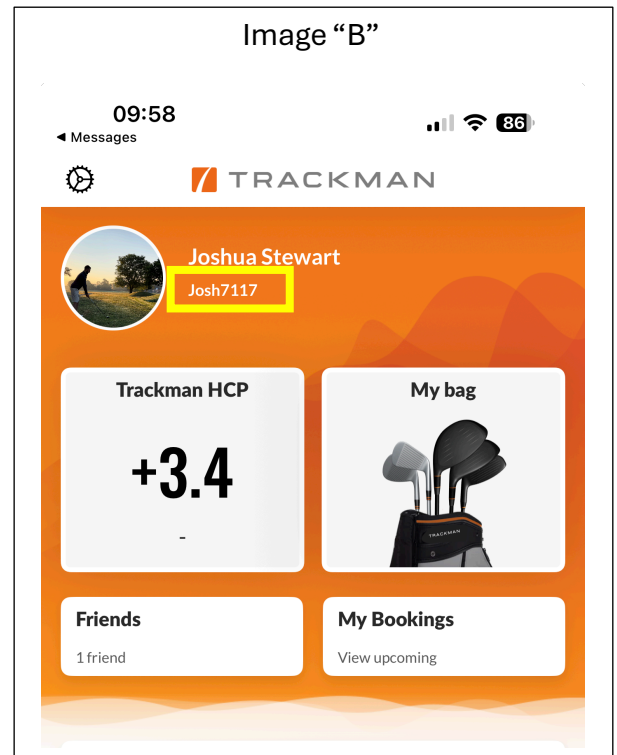
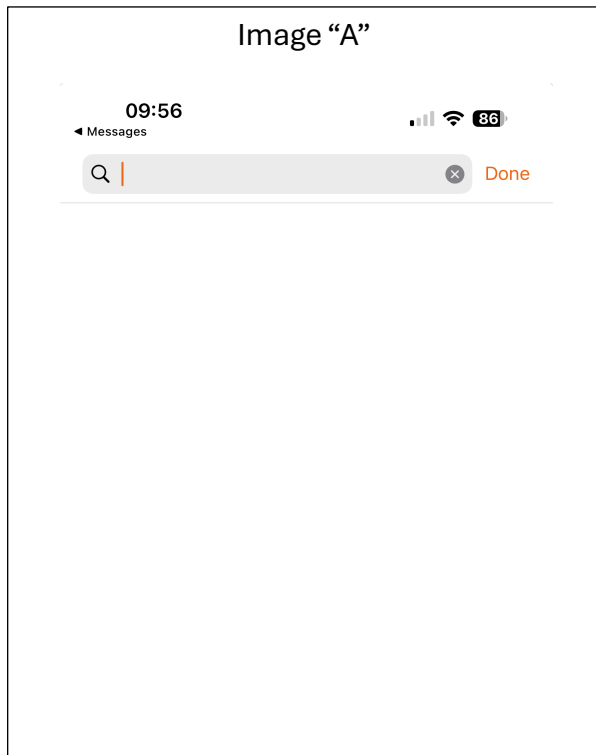
- 1) Click on the “Manage Team” button.



- 2) Click “Add Team Member”



- 3) Start typing in your partners “Trackman Username”. You can find your “Trackman Username” on Image “B” below.
- a. You can find the location for Image “B” if you proceed to the Trackman Golf home screen and click the “Me” button that the bottom. The username is the name below the First and Last name.



- 4) Once you see your partners name, click the add button to the right. This will send your partner and invite to join your team!
- a. You are allowed to have a total of 4 subs throughout the year.